



Behind the Walls: The True Cost of Plumbing

A Consumer's Guide to Invoices, Overhead, and Hiring Smart

0
150
4
\$

Thee Inevitable Sticker Shock

A simple plumbing repair typically runs between \$150 and \$450. When a technician finishes the job in under an hour, the invoice feels disproportionately high.

The Consumer's Question:

Am I being gouged?

The Industry Reality:

You aren't just paying for the hour of labor. You are paying for the invisible business infrastructure required to put a qualified expert in your home. Let's look at the math.

2026 National Project Baselines



Leaky Faucet Repair

Minimal materials; predominantly labor, trip charge, and cartridge/O-ring replacement.

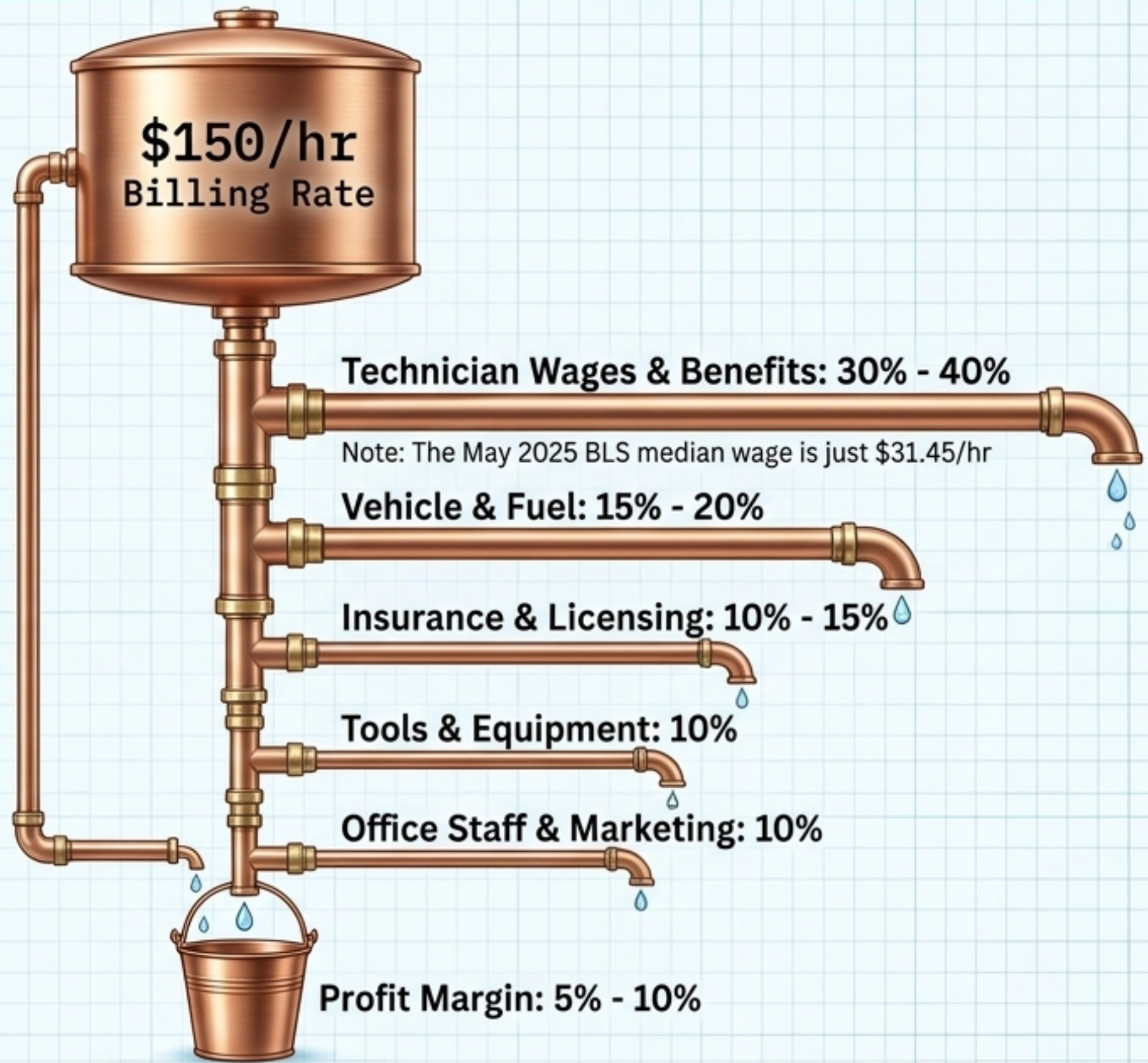
New Toilet Installation

Includes standard-efficiency unit, removal of old fixture, and installation labor.

Water Heater Replacement

Varies heavily based on unit efficiency and complex venting requirements.

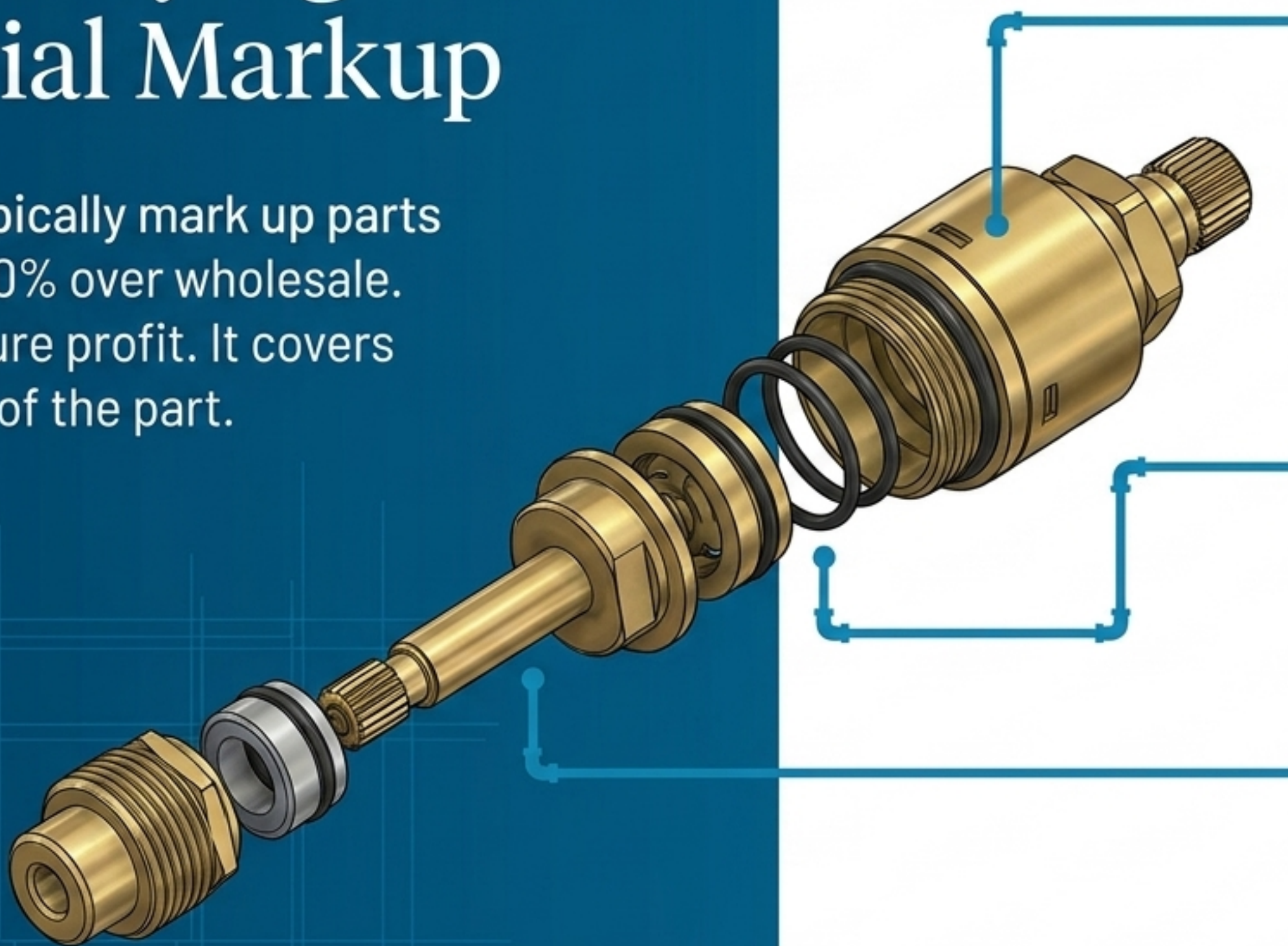
The Hourly Rate Illusion



The \$150 rate is not take-home pay. It is the exact threshold required to keep a legal, insured, and equipped business operational.

Demystifying the Material Markup

Plumbers typically mark up parts by 25% to 100% over wholesale. This is not pure profit. It covers the lifecycle of the part.



Sourcing & Transport

The time spent locating specialized parts and driving them to the site.

Inventory Management

The capital tied up in stocking common items in mobile truck warehouses.

The Warranty Guarantee

If this cartridge fails in six months, the markup covers the unpaid labor required to come back and replace it.

Decoding Fees: Trip Charge vs. Diagnostic

The Trip Charge (Service Call Fee)

What it is:

A flat fee (\$100-\$300) covering fuel, vehicle wear, and the technician's transit time.

Purpose:

Pays for sending a fully-stocked truck to your door.

The Diagnostic Fee

What it is:

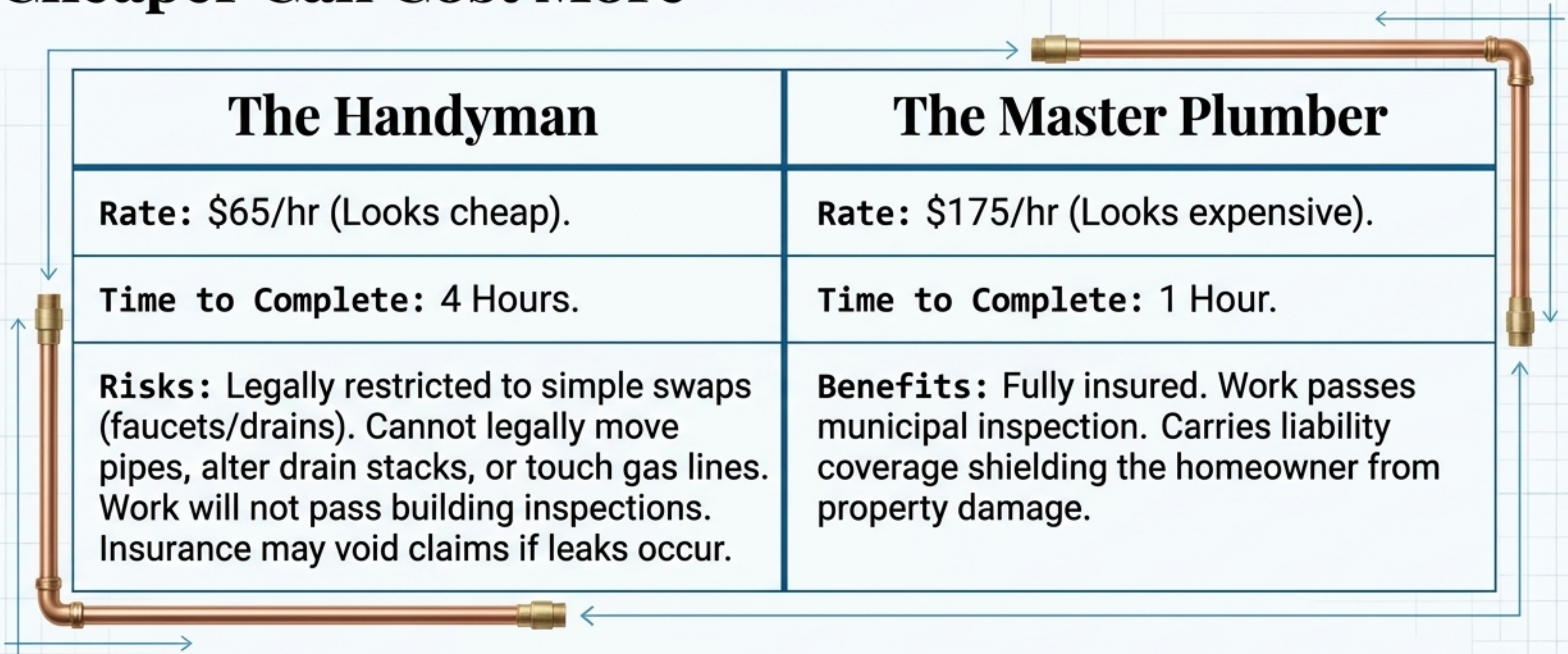
A specific charge for the actual investigative work of identifying a hidden problem.

Purpose:

Pays for expertise and troubleshooting time.

The Insider Rule: Always ask upfront if these initial fees will be waived or credited toward your total bill if you approve the quoted repair work.

The Handyman Paradox: Cheaper Can Cost More



Conclusion: You did not save money at \$65 an hour. Optimize for total project cost and liability, not the hourly rate.

Market Forces Shaping Your 2026 Bill



Borrowing Costs

Driver:

High interest rates over the last two years.

Impact: Increased costs for businesses to finance fleet vehicles and heavy equipment, passed down as overhead.



Supply Chain Lead Times

Driver: Specialized component delays.

Impact: While pandemic shortages have eased, high-end fixtures still require 3-to-6 week lead times. Plan accordingly.



The Persistent Labor Shortage (2027 Outlook)

Driver: Demographic shifts in the trades.

Impact: The U.S. BLS projects a deficit of 21,900 plumbers, pipefitters, and steamfitters annually for the next decade. High demand guarantees upward pressure on labor rates.

The Silver Lining: Federal Tax Offsets

While traditional plumbing costs are rising, the transition to high-efficiency equipment is being heavily subsidized.

The Details:

Under the Inflation Reduction Act (IRA), homeowners can claim federal tax credits for upgrading to high-efficiency heat pump water heaters.



The Numbers:

Savings up to 30% of the total project cost. Capped at \$2,000.

Action Item: Top-tier plumbing firms are now versed in IRA compliance. Require your plumber to provide the necessary documentation to claim this credit upon installation.

The 3-Question Vetting Framework

Liability

Ask:

“Are you licensed and insured, and can you provide the numbers?”

Look for:

Immediate willingness to email a certificate of insurance (target: \$2M general liability) and state license number.

Billing Structure

Ask:

“Is this a flat rate or hourly, and will I get a written estimate?”

Look for:

A firm written estimate before tools touch the house. Flat rates provide certainty; hourly requires strict time tracking.

Recourse

Ask:

“What is the exact warranty on labor vs. parts?”

Look for:

Minimum 1-year warranty on labor, plus the guarantee that they will handle the manufacturer's warranty claim (1-5 years) for the parts they supplied.

Quote Diagnostic: Reading Between the Lines

The Red Flag Bid

Total: \$800

Description:

Fix plumbing in bathroom.

Why it fails: No itemization. Likely a “bait and switch” tactic or unlicensed operator. Zero clarity on what parts are being used.

The Green Flag Bid

Total: \$1,450

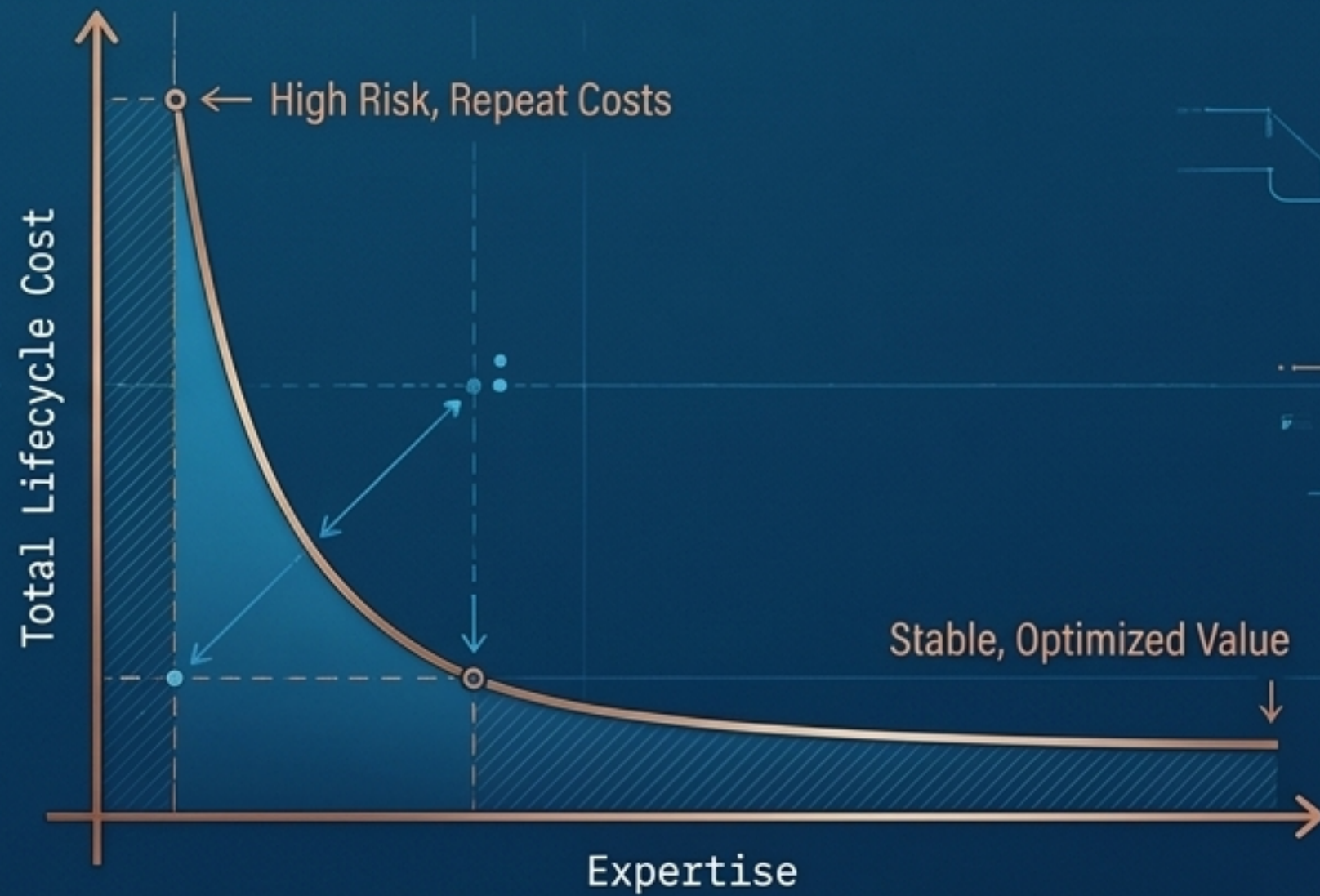
Description:

Itemized breakdown of labor, specific material grades, fixed fees, and a stated contingency buffer.

Why it wins: Transparency. The National Association of Home Builders (NAHB) recommends a 10-15% contingency for homes over 30 years old. A higher, detailed bid accounts for what is hidden behind the walls.

The Golden Rule of Plumbing

The plumber's markup is not a sign of dishonesty; it is the mathematical feature of a stable, insured, and professional business.



“The cost of a good plumber is paid once. The cost of a bad one is paid over and over again in water damage, failed inspections, and repeat visits.”

Pay for the expertise, not just the time. Optimize for total project cost, transparency, and credentials.