

The \$5,000 Luxury Transformation

Strategic, high-impact sensory upgrades to make any home feel high-end.



The 2026 Remodeling Landscape

Panel 1

■ The NAHB/Westlake Royal RMI (Remodeling Market Index)



Current Conditions

Averages large, moderate, and small projects.



Future Indicators

Tracks lead rate and project backlog.

Index >50 indicates positive outlook.

■ The 2026 Economic Pivot

Panel 2



Interest Rates

Elevated rates are driving homeowners away from large home equity loans toward <\$10,000 cash-flowed micro-projects.



Supply Chains

Generally stabilized, though specialty materials (e.g., custom rift-cut white oak) still require long-term planning.



Tax Incentives


The 2022 Inflation Reduction Act (IRA) continues to lower net costs for efficiency upgrades like windows and heat pump prep.

The Luxury Misconception: Sensory Over Spatial



80% of homeowners desire luxury materials, but falsely believe they are only accessible through major remodels. (Source: 2026 NKBA Survey)

THE MYTH



Luxury equals massive space, demolition, visual trends, and status brand names.

The minimalist decade of empty spaces is over.

THE REALITY



Luxury equals substance, tactile weight, and acoustic satisfaction.


“A heavy door closing with a satisfying thud provides a greater sense of quality than 50 extra square feet of poorly lit drywall.”



The Diagnostic Framework: 3 Questions to Ask First

Before spending a dollar, define the friction.

01

Illumination: Where does light enter and stop? 


The Diagnostic:

Observe natural light (e.g., Pacific Northwest afternoon light fading in the kitchen).

The Action:

Add layered 2700K task and ambient lighting where natural light fades. Light dictates mood and texture.

02

Touchpoints: What are the 5 most-touched surfaces? 


The Diagnostic:

Map daily interactions (front door, faucet, light switches, island edge).

The Action:

Upgrade these specific points to solid, heavy, and smooth materials that subconsciously signal luxury.

03

Friction: What is the daily annoyance? 

The Diagnostic:

Identify workflow blockages (e.g., no drop zone near the fridge).

The Action:

Create targeted functional zones (like a durable maple butcher block landing counter) rather than gutting the kitchen.

The Highest-Impact Upgrade Under \$1,000

Illumination & Atmosphere

Tactical Checklist

Total Control

Install dimmers on every single switch for task and ambient flexibility.

Color Temperature

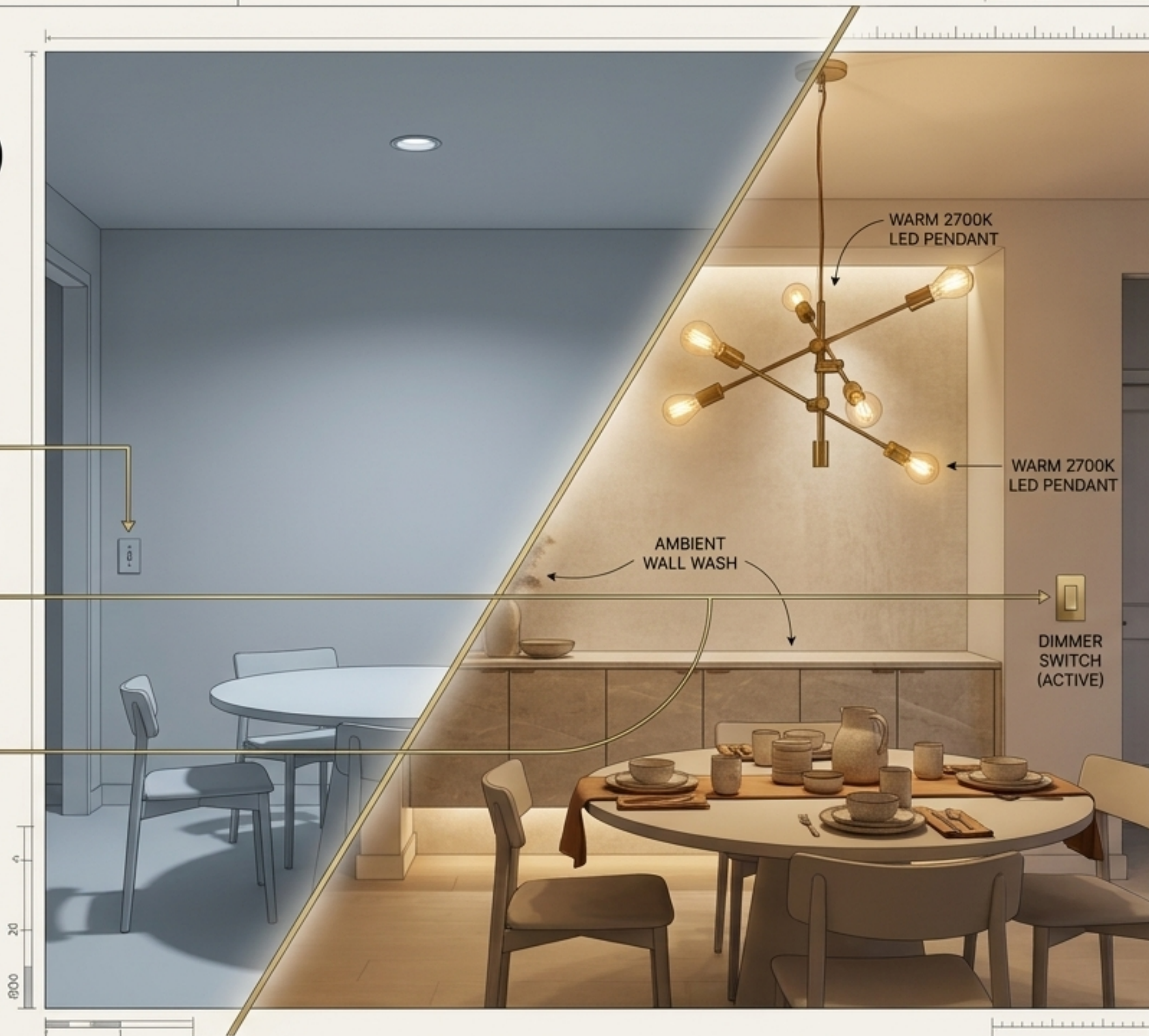
Swap cool blue LEDs for warm, flattering 2700K bulbs.

Focal Points

Replace generic ceiling fixtures with sculptural pendants or high-end flush mounts.

The Insight:

Light is the fastest, cheapest way to redefine perceived custom quality. A single statement chandelier can anchor an entire space.



Tactile Transformations: Upgrading the Hand and Ear

Solid Core Doors



Cost: \$400 - \$900 installed.

Impact: Immediate acoustic transformation over hollow builder-grade doors. The physical weight fundamentally changes the room's sensory profile.

Cabinet Hardware



Cost: \$300 - \$1,000.

Impact: Upgrading to heavy pulls or solid unlacquered brass redefines the aesthetic of an existing kitchen or vanity without replacing cabinetry.

Labor Variance Note: According to BLS Occupational Employment data, skilled trade labor rates vary by up to 30% between high-cost coastal metros and inland regions. Factor this into localized budgets.

The High-Impact Micro-Project Matrix

ROI Insight: Minor kitchen and bath updates consistently recoup >85% of their cost at resale (2026 Remodeling Magazine Cost vs. Value Report).



Powder Room Refresh

\$3,800

Best For:

Bold design statements.

Components:

- Quartzite remnant vanity top
- Kallista-level faucet
- Statement mirror
- Designer sconces



Entryway Upgrade

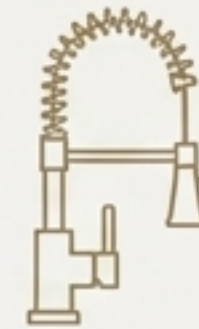
\$2,500

Best For:

Establishing first impressions.

Components:

- Solid brass front door hardware set
- Large dimmable chandelier
- Custom wainscoting



Kitchen Touchpoints

\$4,800

Best For:

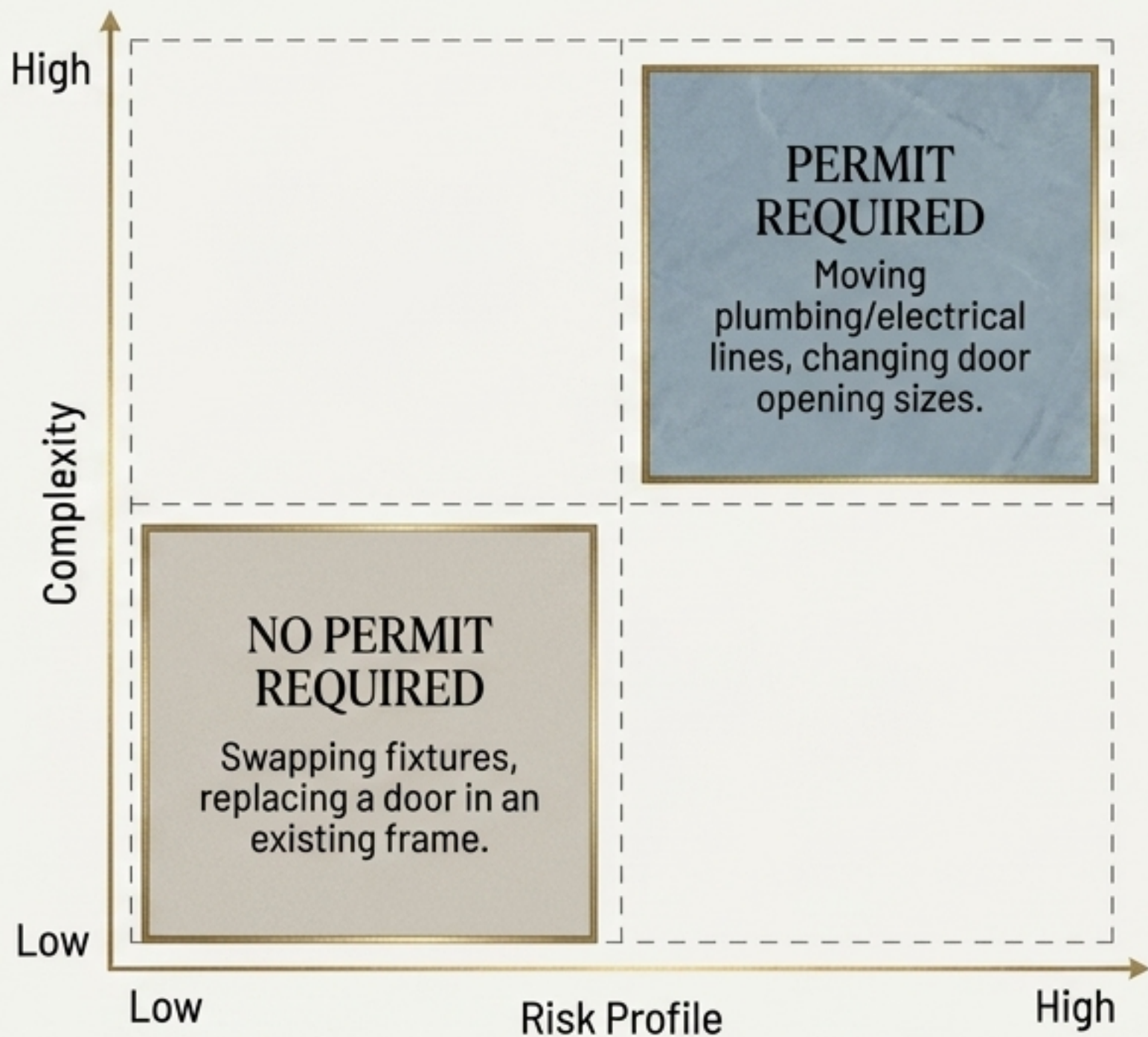
Removing daily friction
(Start here for daily satisfaction).

Components:

- Tile backsplash
- Professional pull-down faucet
- Under-cabinet LED tape lighting
- Heavy cabinet pulls/knobs

The Smart Money Execution Guide

Protecting the investment.



Check local adoption of 2024 International Residential Code.

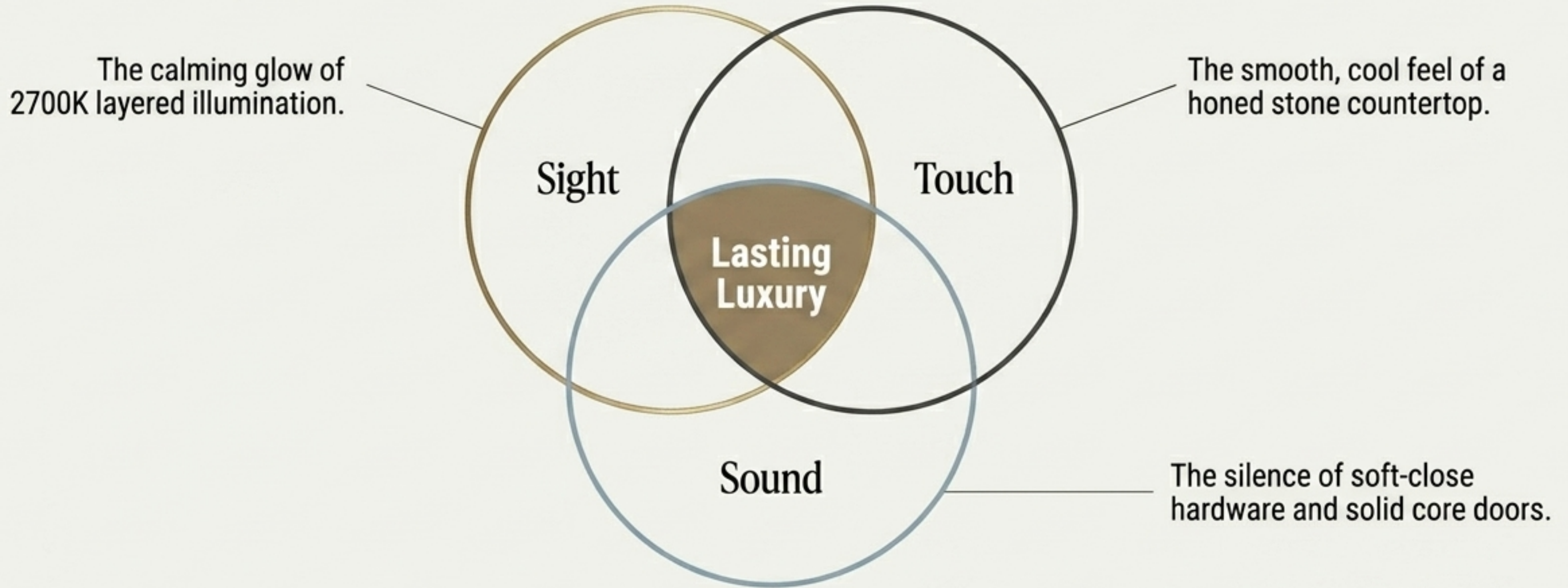
The NAHB Contingency Rule

Always hold a 10-15% contingency for the unexpected, especially in homes 30+ years old. Prepares for hidden issues like outdated plumbing behind vanity swaps.

The Professional Advantage

Hiring an interior designer for a 2-3 hour flat-fee consult prevents disconnected designs, ensures cohesion for minor updates, and saves money long-term.

Synthesis: Designing for the Senses



**Stop designing for the camera.
Start designing for your hand, your ear, and your peace of mind.**

The meta-pattern of 2026: Homeowners consistently overvalue what a home looks like in a photograph, and undervalue how it feels to live in. True luxury is found in daily sensory inputs.