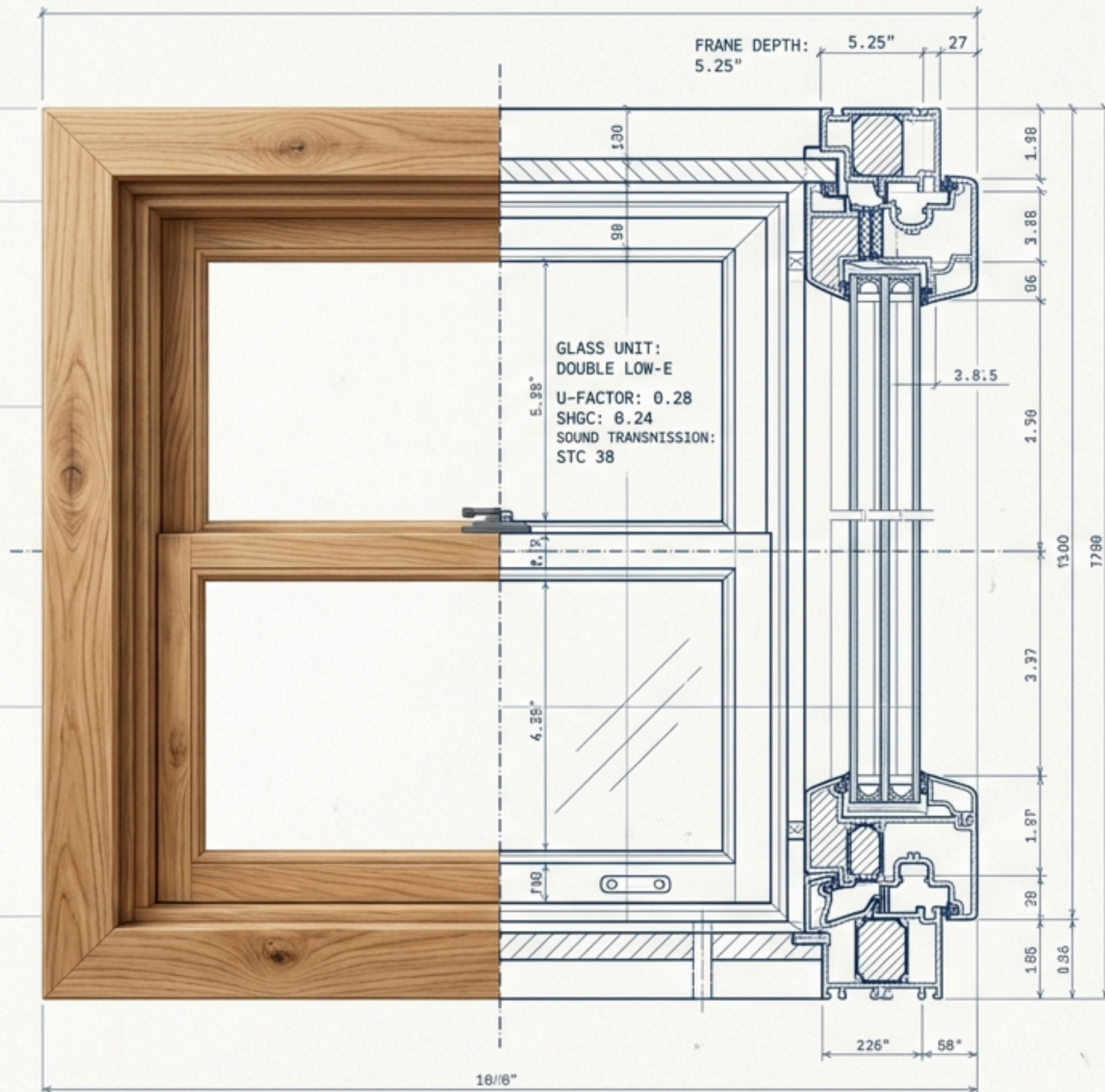


The \$146,000 Window Quote

What Premium Brands Are Actually Selling You—and How to Budget for the Reality of Window Replacement.

A Data-Driven Buyer's Guide
(2026 Edition)



The Outlier vs. The National Median

A single replacement can range from a \$450 basic builder-grade vinyl window to over \$3,500 for a high-end custom composite.


35 Custom
Units

\$146,000

Aluminum-Clad
Wood

Specialized
Impact Glass

The National Reality



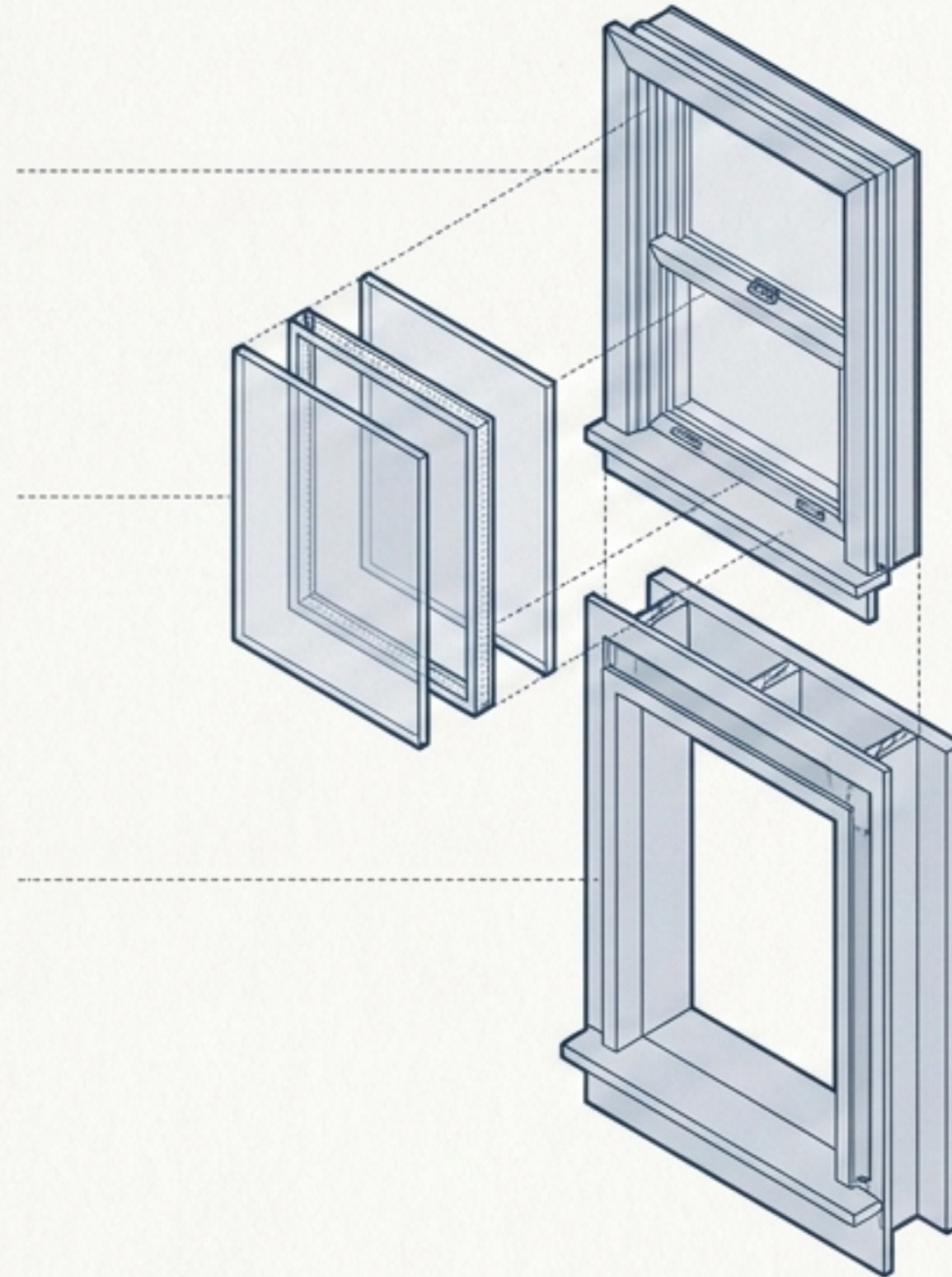
Where does a six-figure quote come from? And more importantly, what should you actually be paying?

Anatomy of a Replacement Cost

Zone 1 (Frame): Material choices define the baseline.

Zone 2 (Glass Package): Double vs. triple-pane, Low-E coatings, and gas fills dictate energy performance.

Zone 3 (Labor): Installation accounts for 30% to 50% of total project cost.
(Data point: Glaziers command a \$28.50/hr national median base wage, scaling heavily in major metros).



Real 2026 Scopes

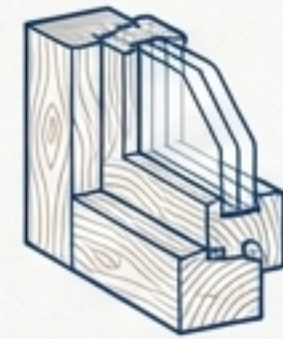
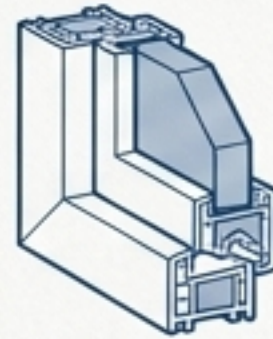
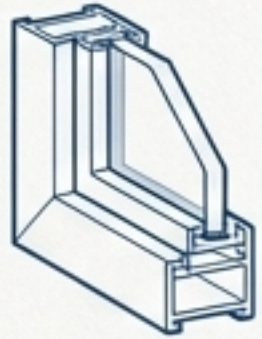
1,500 sq. ft. Ranch
10 Vinyl Windows

\$11,500

2,800 sq. ft. Colonial
20 Fiberglass Windows

\$29,000

The Frame Material Diagnostic Matrix



Vinyl

\$450-\$1,100/window

20-30 yr lifespan (can become brittle in sun)

Benefit: Lowest Cost, Low Maintenance.

Fiberglass

\$700-\$1,800/window

40-50 yr lifespan

Benefit: Durability, Minimal thermal expansion reduces stress on seals.

Wood

\$900-\$2,500+/window

30-50+ yr lifespan (requires regular maintenance)

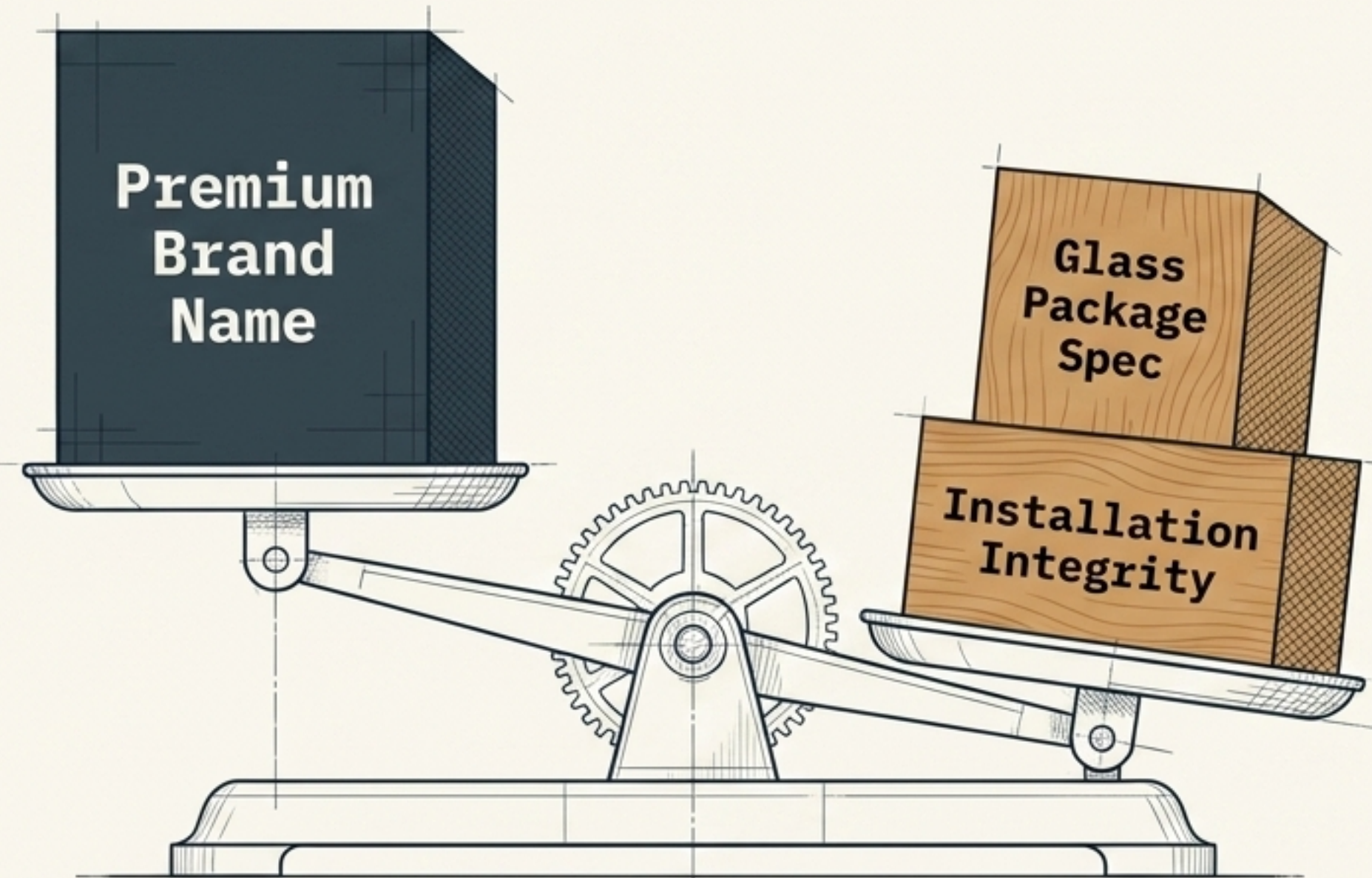
Benefit: Aesthetics, Historic compliance.

Insight: While wood requires more upkeep, both wood and vinyl share an identical estimated resale value recoup of 68.5%.

The Great Misconception

The Myth:

A higher price tag or recognizable logo automatically ensures a superior window.



The Reality:

Homeowners obsess over frame materials while neglecting the components that deliver actual comfort.

A mid-range window installed perfectly will outperform a top-tier premium window with poor installation every time.

Rule of Thumb: The glass does the work.
The installation seals the deal.

Decoding the NFRC Label

U-Factor

Measures Insulation.
Lower is better.

Tells you how well the window keeps heat inside your home during winter.

Energy Performance Ratings

U-Factor (US/I-P)	0.28	Solar Heat Gain Coefficient	0.31
-------------------	------	-----------------------------	------

Additional Performance Ratings

Visible Transmittance	0.53	Air Leakage (US/I-P)	≤ 0.3
-----------------------	------	----------------------	-------

Manufacturer Stipulates that these Ratings conform to applicable NFRC procedures



Certification!
Certificationhantis
Systems.
65N172-1225

Certification
N° 3661



Model No. 123390

Model No. 123456789

This NFRC label is a an-entapted by certified that oaurity manufacturers can have discantrod poets aodlonis onograms bosches the wonimosed prietaets. Der lotiz rataig ebmea a prodqent theenoliet arevies than samified to this candifoste using ANFRC label.

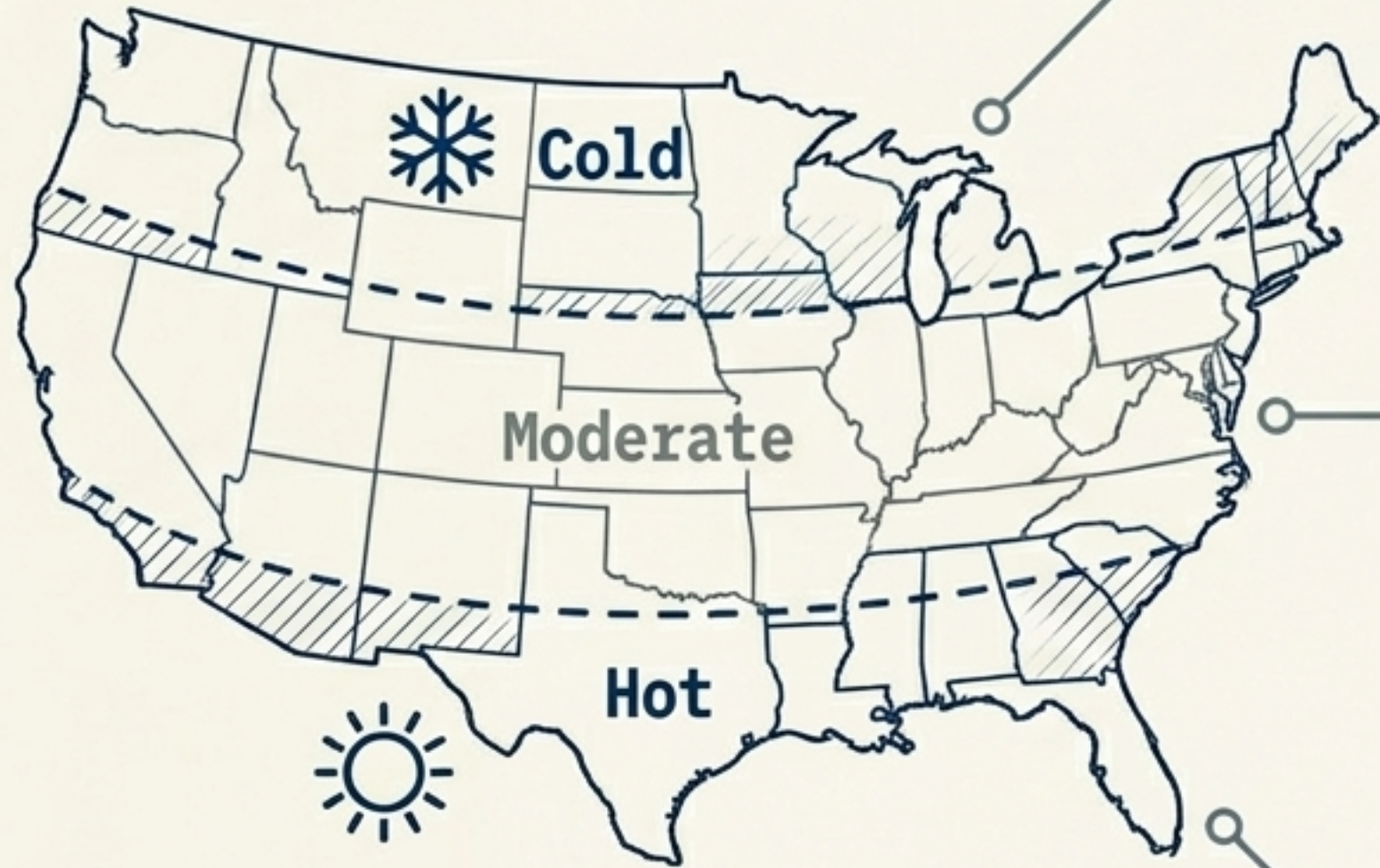
SHGC (Solar Heat Gain Coefficient)

Measures Sun Blocking.
Lower is better.

Tells you how well the window keeps solar heat out of your home during summer.

These objective numbers matter more than any manufacturer's marketing claims. Buy the rating, not the brochure.

Climate is King: The Geography of Glass



Cold Climates (e.g., Minneapolis)

Prioritize **ultra-low U-factor** (<0.25).
SHGC is **less critical** (0.40 is fine).

Investment Check: This is the only zone where the 15%-30% price premium for Triple-Pane glass is financially justified by heating cost savings.

Moderate Climates

Standard high-quality double-pane with Low-E coating and Argon gas is sufficient. Redirect budget away from extra glass panes and toward installation quality.

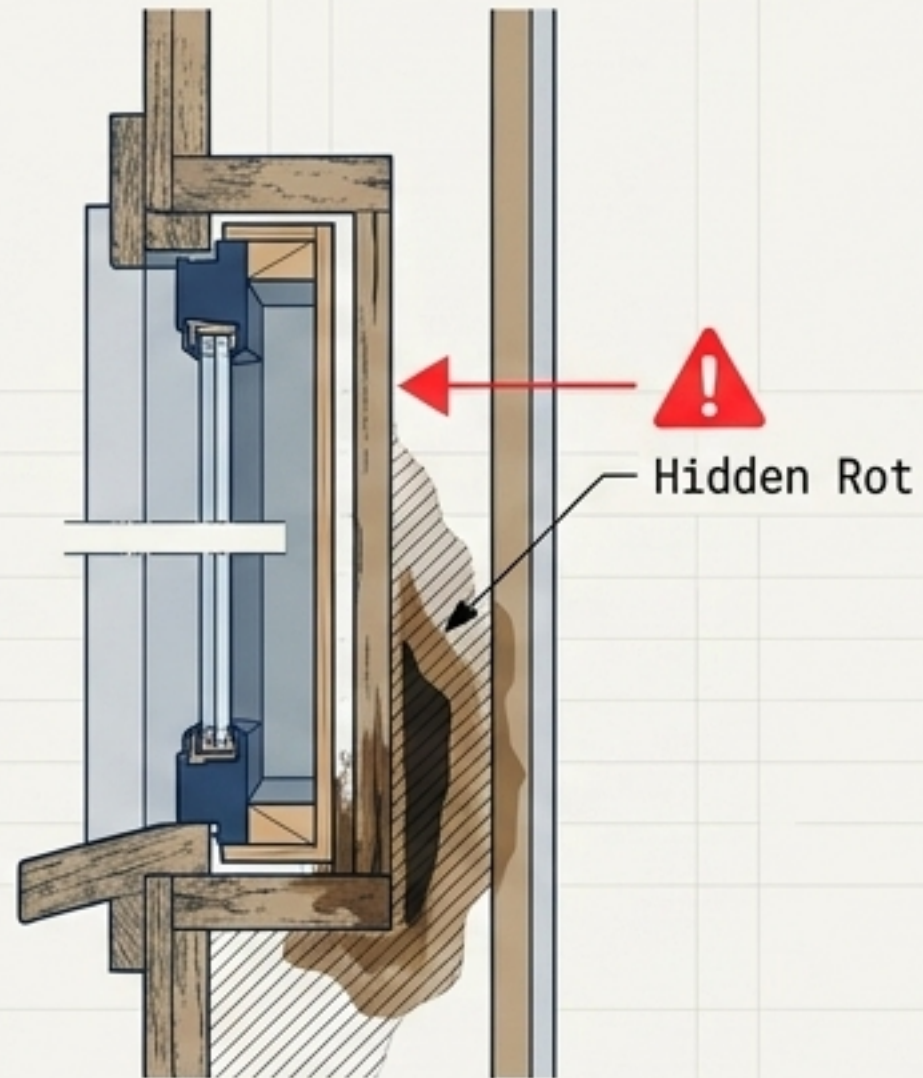
Hot Climates (e.g., Miami)

Prioritize low SHGC.

Cost Driver: Structural impact ratings and design pressures for high-wind zones are non-negotiable and significantly drive up the baseline cost.

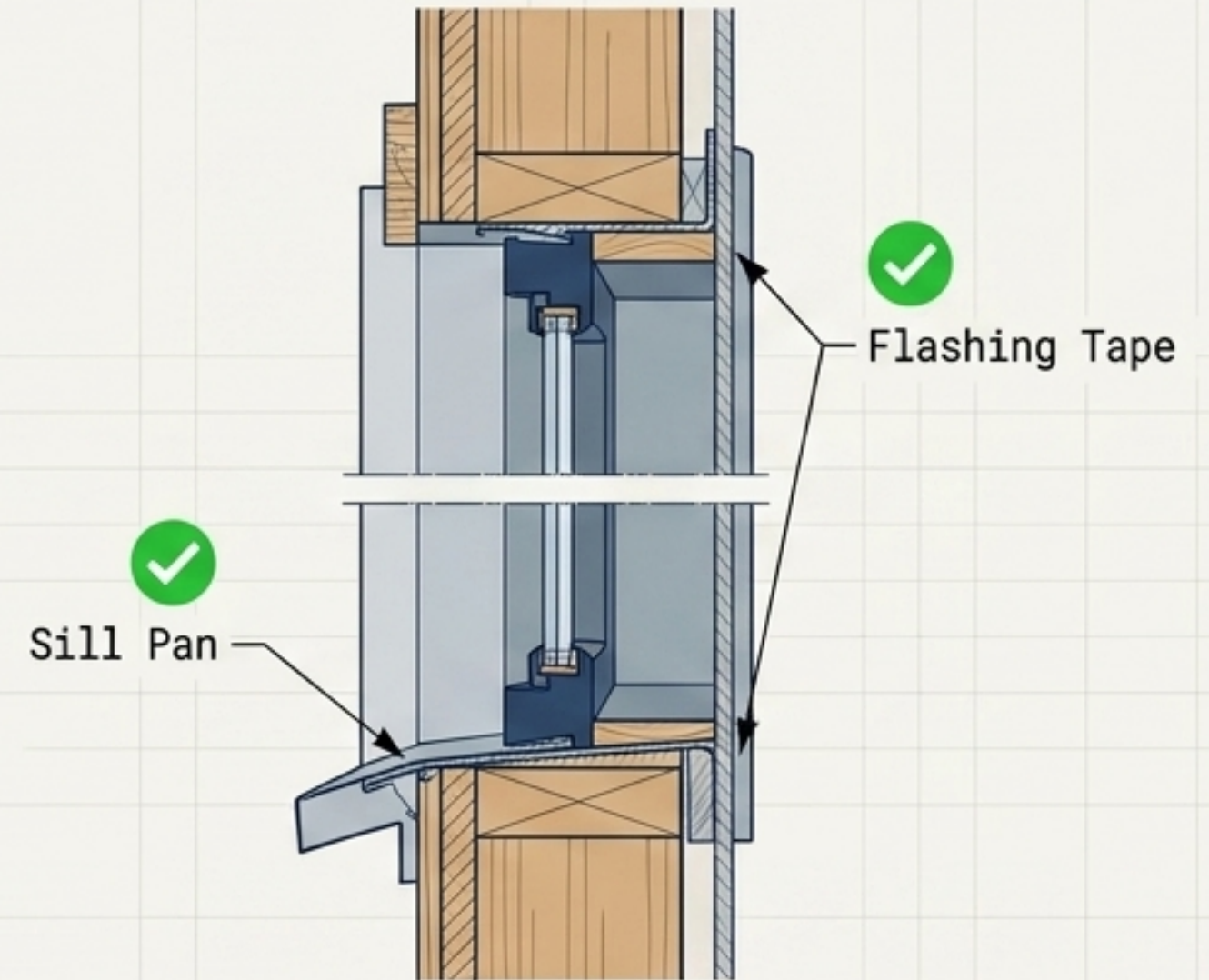
The Hidden Threat: Insert vs. Full-Frame

Pocket Insert



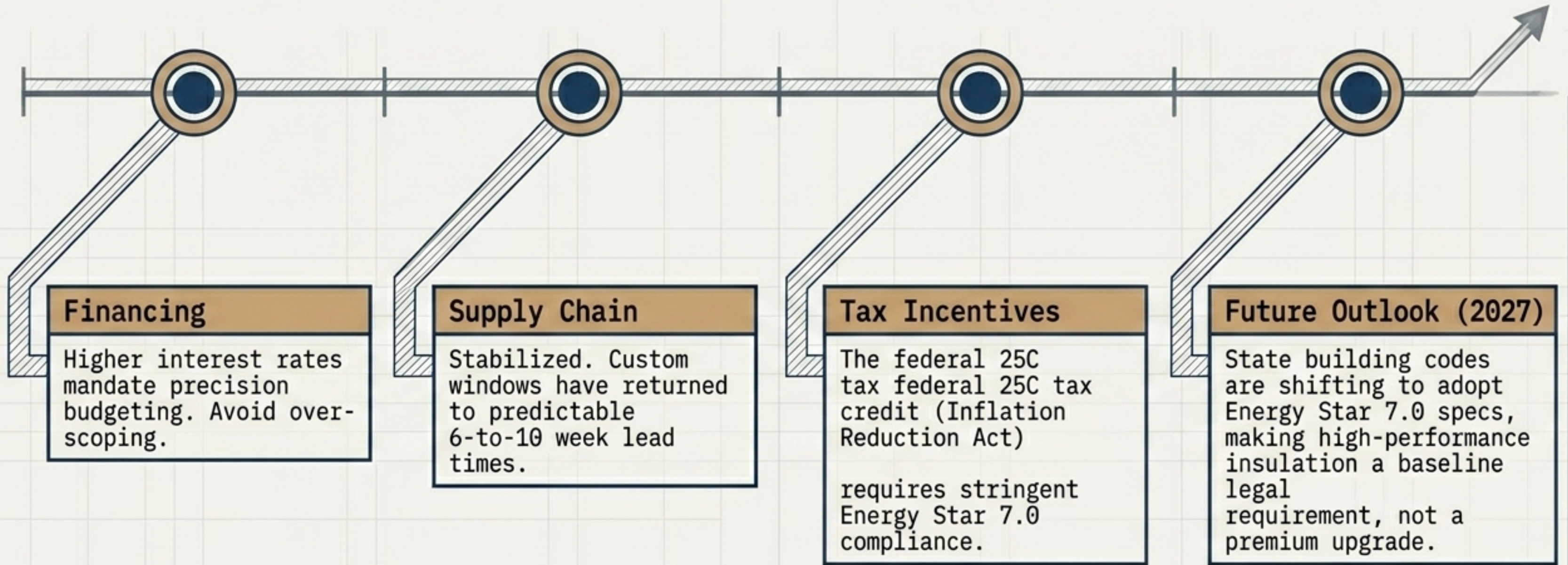
Cheaper and less intrusive. Reduces visible glass area and entirely fails to address existing water damage or structural rot hidden in the original frame.

Full-Frame Replacement



The contractor removes the entire frame down to the rough opening. Allows for structural inspection, proper insulation, and modern flashing to prevent water intrusion. It costs more, but is the correct method for most older homes.

The 2026 Market Landscape



The Contractor Playbook: 3 Essential Questions

Q1: What are the exact NFRC ratings?

Target: Contractor provides data sheets proving the U-factor and SHGC are matched to your local climate.

Q2: Can you detail your full-frame installation process and labor warranty?

Target: They explicitly mention stripping to the rough opening, new sill pans, flashing tape, and offer a labor warranty (which is separate from the manufacturer product warranty).

Q3: Can you provide a line-item quote?

Target: They unmask lump sums to show individual units, labor, permits, and disposal. (Note: NAHB recommends holding a 10-15% contingency for hidden rot in homes over 30 years old).

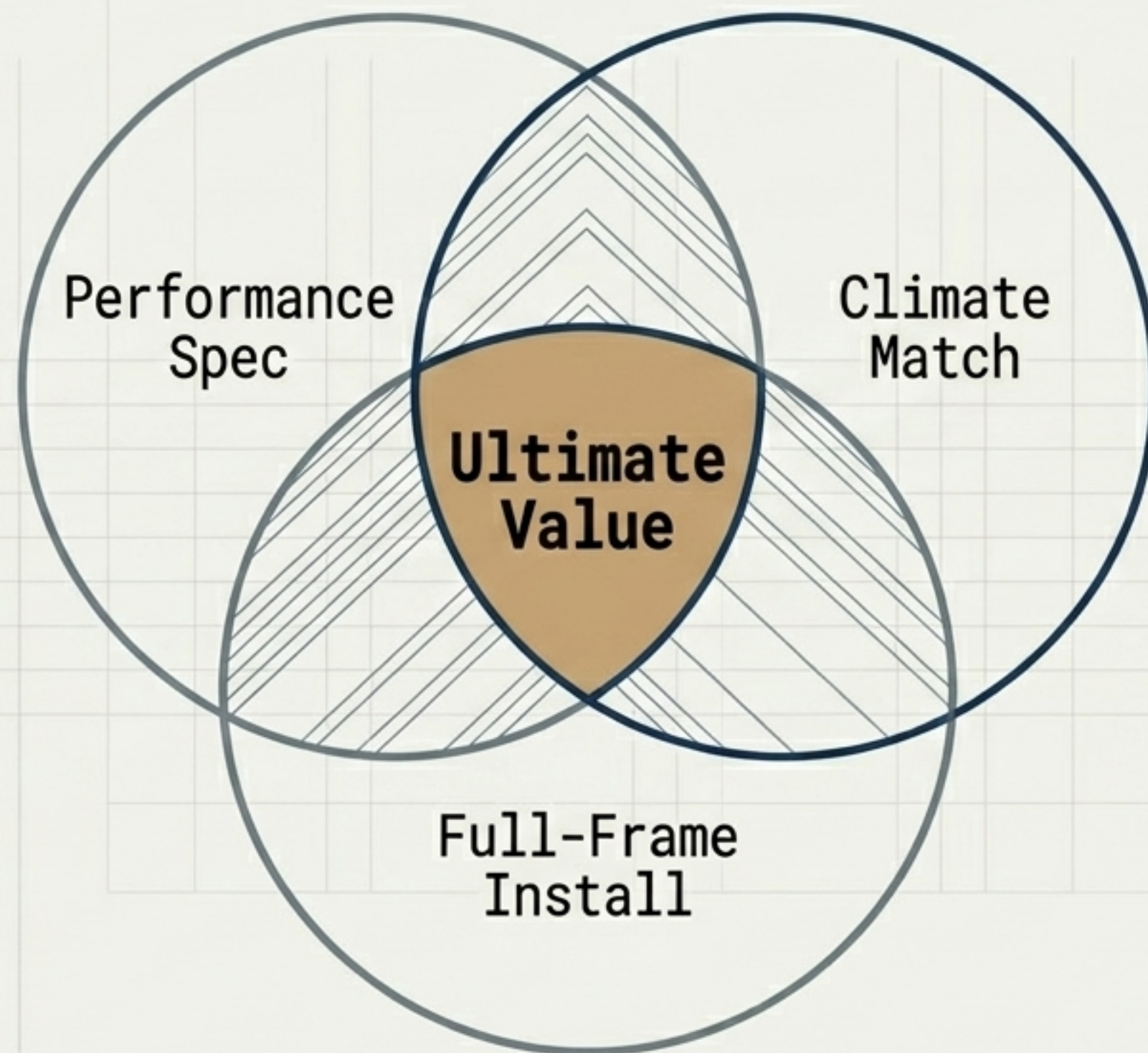
The Renology Take: Process Over Product

The Meta-Pattern

Homeowners caught in the \$146,000 quote trap often obsess over product brand (Andersen vs. Pella, Wood vs. Fiberglass) while completely neglecting the installation process.

The Ultimate Insight

Buy the performance, not the brand. A climate-appropriate window from a mid-tier manufacturer, installed flawlessly by a vetted contractor, delivers vastly more comfort and longevity than a top-tier brand installed by the lowest bidder.



Cost vs. Value Summary Sheet

National Medians

Vinyl (\$21,955)
Wood (\$24,840)

Resale Impact

Expect an identical ~68.5% cost recoup at resale for both vinyl (adds \$15,038) and wood (adds \$17,015).

Budget Rule

Always reserve 10%–15% contingency for hidden rot when opening walls in older homes.

The True ROI

The real value of new windows isn't captured entirely at the closing table; it is realized through daily livability, corrected drafts, and permanently lowered energy bills over the next 30 to 50 years.