

# The Bespoke Retreat: 2026 Pacific Northwest Bathroom Trends



# The all-white, utilitarian bathroom is officially a relic.

THE PAST



**+40%** increase in specifications for natural materials (wood and stone) in primary bathroom remodels since 2024.

THE FUTURE



A fundamental rethinking of the bathroom's role in our digitally saturated lives. We are shifting from impersonal, minimalist utility to the personalized *wellness* sanctuary.

# The 2026 Design Matrix: Replacing cold uniformity with artisanal warmth.


## Phasing Out




Cold gray palettes



Polished chrome fixtures



Glossy, machine-made subway tile



Bulky, built-in tub decks



Single, harsh overhead lighting

## Specifying Now



Immersive color drenching



Living finishes  
(Unlacquered brass)



Artisanal, textured tiles  
(Moroccan Zellige)

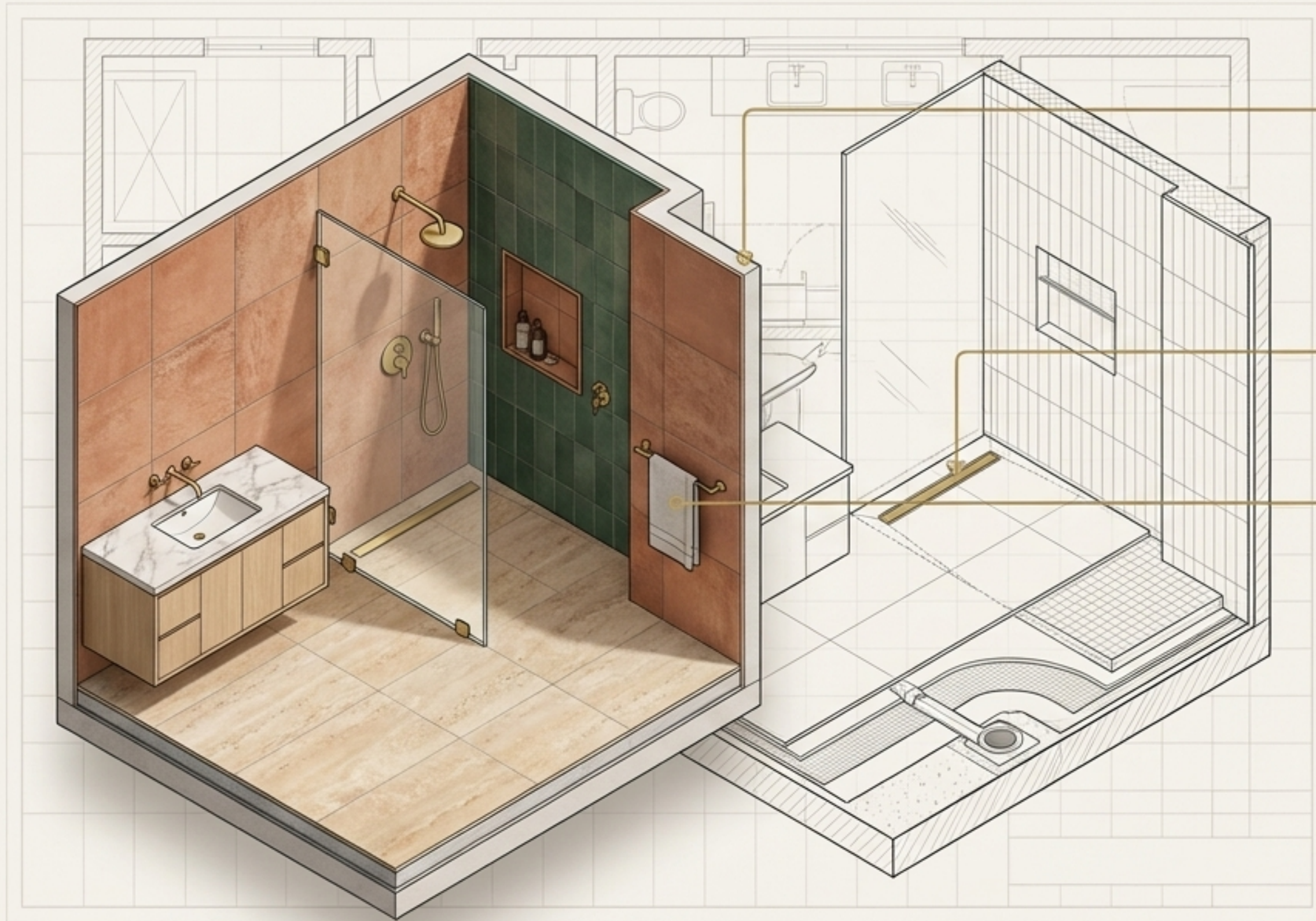


Sculptural freestanding tubs



Layered, human-centric lighting

# Curbless wet rooms eliminate boundaries to create unbroken spatial flow.



- **Continuous Plane:** Enhances accessibility (aging in place) and visual space. Common in high-end Laurelhurst remodels, now shifting to mid-range projects in Ballard and Tacoma.
- **The Linear Drain:** +40% YoY increase in Seattle-area sales.
- **Spatial Planning:** Strategic vanity and towel placement required due to extended splash zones.

**Critical PNW Consideration:** Meticulous professional waterproofing and robust ventilation are mandatory. Given our damp climate and seismic activity, flawed execution risks severe moisture and mold issues.

Monolithic slab stone extends to the ceiling, erasing grout lines.



*High-budget luxury standard (Medina & Clyde Hill)*

Surge in vertical large-format demand reported by regional suppliers like Pental Surfaces and Caesarstone.



*Expanding accessibility through improved large-scale porcelain*

Delivers breathtaking, low-maintenance drama by replacing busy tile grids with continuous, natural veining

Rift-cut white oak is the undisputed foundation of the contemporary vanity.



Dethroning the painted shaker cabinet.

Accounts for over 60% of new bathroom vanity orders for 2026 delivery among Puget Sound custom cabinet shops (including Kerf Design).

Highly versatile: specified in everything from historic Queen Anne renovations to new constructions in Bend, Oregon.

# Imperfect, artisanal Zellige tiles catch the soft Pacific Northwest light.



## STRUCTURAL

Rejecting machine-made perfection for materials that celebrate the hand of the maker.

## STRUCTURAL

Strong client demand cited by premier showrooms like Ann Sacks and Pratt + Larson in Portland.

## STRUCTURAL

Used to create layered, storied aesthetics in high-end projects across Bainbridge Island and Lake Oswego.

Unlacquered brass introduces a living finish that ages gracefully.



**Unlacquered and aged brass finishes are now outselling polished nickel and chrome combined in the custom home market.**

Specified across all styles—from Tacoma Craftsman remodels to Willamette Valley modern farmhouses—signaling a desire for authentic, storytelling materials.

Color drenching replaces the tentative accent wall with immersive, saturated hues.

Regent Green



Rich Terracotta



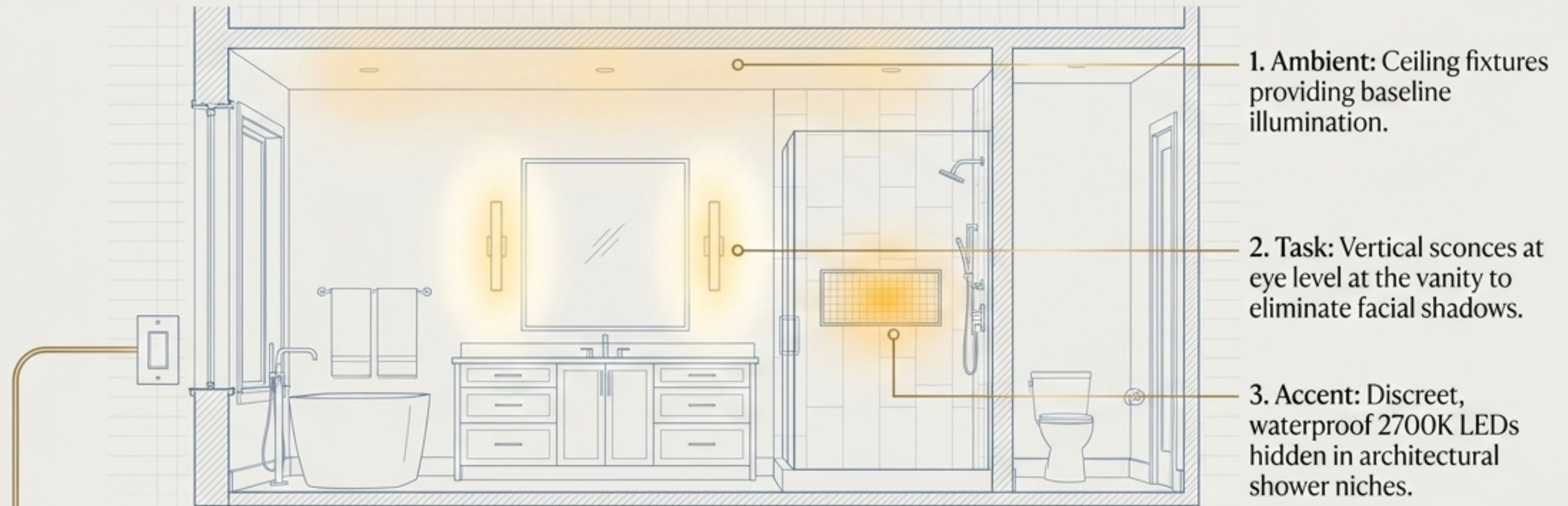
Moody Blue



Benjamin Moore Seattle Design Center data:  
Deep hues are outselling traditional off-whites for  
full-room applications for the first time in a decade.

Seen in design-forward homes from Portland's West Hills to Seattle's Madrona neighborhood. Enveloping the entire space creates a deeply cohesive, personal atmosphere.

Human-centric lighting requires three integrated layers, not a single overhead fixture.



Lutron scene-setting systems are standard in Mercer Island and Hunts Point, integrating color-temperature adjustments that support circadian rhythms to combat seasonal PNW light changes.

The freestanding tub acts as a sculptural centerpiece for the primary suite.



Escaping the built-in alcove. In spacious Sammamish and West Seattle suites, the tub is a luxury anchor and a powerful symbol of the bathroom as a quiet retreat.

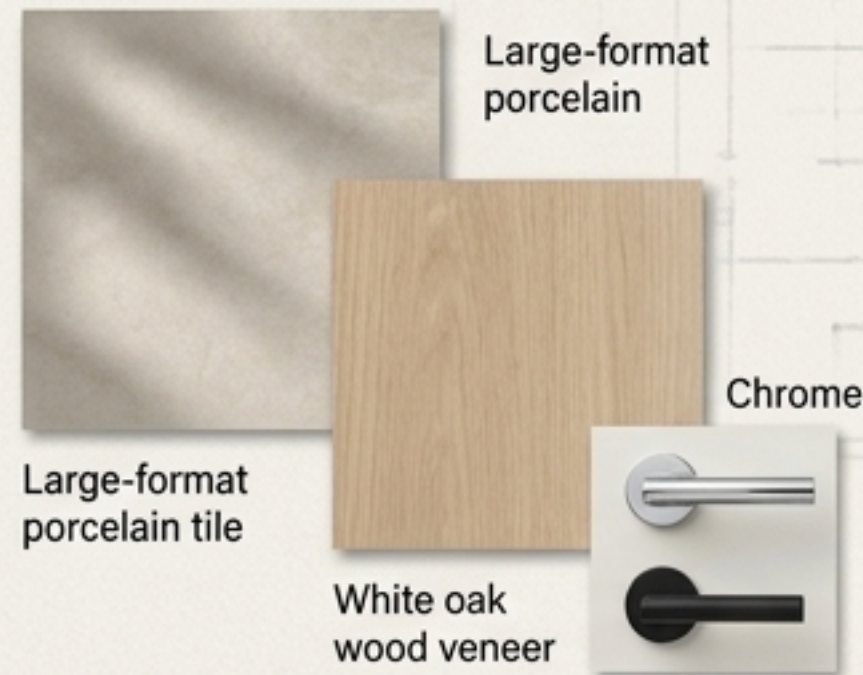
# The Anatomy of the 2026 Sanctuary



# The Investment: 2026 Pacific Northwest cost diagnostics.


Mid-Range: \$52,000

~80 sq. ft. Portland hall bath refresh.



High-End: \$95,000

~150 sq. ft. Bellevue primary suite featuring a wet room.



Luxury: \$140,000+

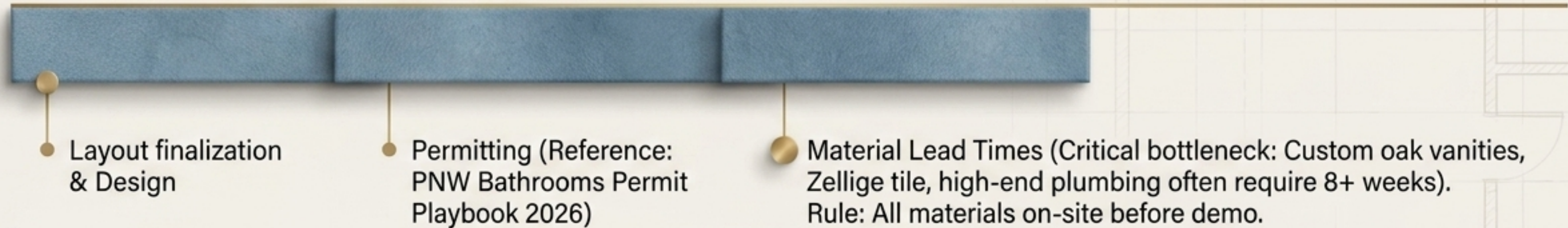
200+ sq. ft. Seattle primary suite with custom cabinetry, plumbing moves, and full stone slabs.



Costs are heavily driven by WA State L&I labor rates. The NAHB highly recommends retaining a 10–15% contingency for homes over 30 years old.

# Planning and lead times require as much time as the build itself.

## Phase 1: Planning & Procurement (1–3 Months)



## Phase 2: Active Construction (6–12 Weeks)



# The Longevity Matrix: Invest in the bones; play with the mood.



The minimalist decade is over. Invest your budget in timeless, tactile foundations—wood, stone, and layout—and use color and light to create your bespoke retreat.